


REPLACING THE VFM40-T3512 WITH THE RS-25-3.3 POWER SUPPLY


1



desolder the wires

dismount and remove the VFM40-T3512 power supply


2



connect the blue wire of the RS-25-3.3 here

connect the brown wire of the RS-25-3.3 here

3




solder the blue wire in hole #4

solder the yellow wire in hole #2

fasten the shielding plate and cut off the plastic cover lug

4



connect the earthing wires

fasten the power supply